


main







Welcome to your first space. Go ahead, edit and customize this home page any way you like. We've added some sample content to get you started.



Goal

Your space homepage should summarize what the space is for, and provide links to key resources for your team.

Core team

			
Harvey Honner-white Team Lead	Alana Baczewski Tech Lead	Sameer Farrell Marketing	Mia Bednarczyk Recruitment

Roadmap

You can edit this roadmap or create a new one by adding the Roadmap Planner macro from the Insert menu. Link your Confluence pages to each bar to add visibility, and find more tips by reading the Atlassian blog: [Plan better in 2015 with the Roadmap Planner macro](#).

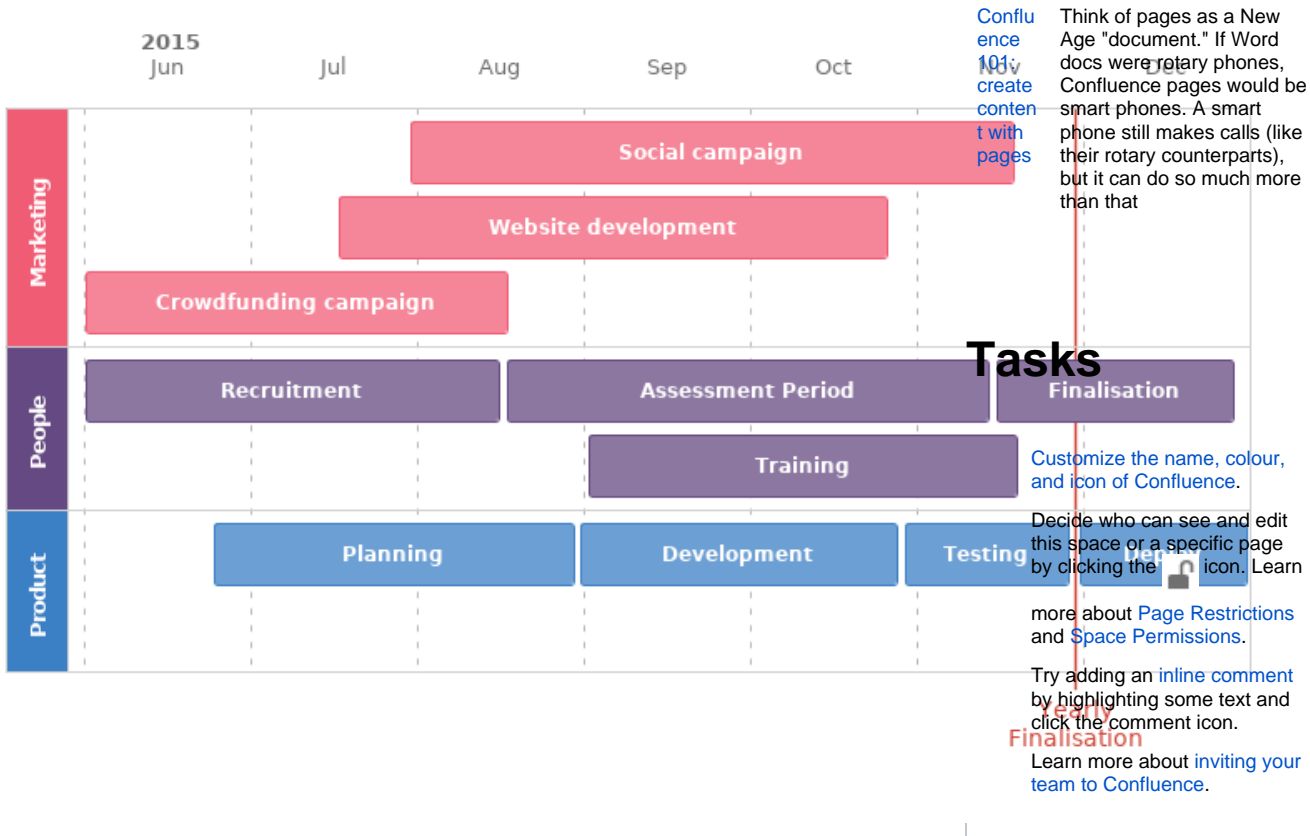
Quick navigation

When you create new pages in this space, they'll appear here automatically.

- [2019 July ALS F2F Compositor](#)
- [AGL Integration Session Yokohama](#)
- [AGL Long Term Support](#)
- [AGL Production Readiness](#)
- [Audio - AGL AMM Spring 2019 Tokyo notes](#)
- [Audio - AGL F2F May 2019 Notes](#)
- [File lists](#)
- [Video Architecture AGL AMM Spring 2019 Tokyo notes](#)

Useful links

Link	Description
Confluence 101: organize your work in spaces	Chances are, the information you need to do your job lives in multiple places. Word docs, Evernote files, email, PDFs, even Post-it notes. It's scattered among different systems. And to make matters worse, <i>the stuff your teammates need is equally siloed</i> . If information had feelings, it would be lonely. But with Confluence, you can bring all that information into one place.
Confluence 101: discussions with your team	Getting a project outlined and adding the right content are just the first steps. Now it's time for your team to weigh in. Confluence makes it easy to discuss your work - with your team, your boss, or your entire company - in the same place where you organized and created it.



Know your spaces

Everything your team is working on - meeting notes and agendas, project plans and timelines, technical documentation and more - is located in a space; it's home base for your team.

A small team should plan to have a space for the team, and a space for each big project. If you'll be working in Confluence with several other teams and departments, we recommend a space for each team as well as a space for each major cross-team project. The key is to think of a space as the container that holds all the important stuff - like pages, files, and blog posts - a team, group, or project needs to work.

Know your pages

If you're working on something related to your team - project plans, product requirements, blog posts, internal communications, you name it - create and store it in a Confluence page. Confluence pages offer a lot of flexibility in creating and storing information, and there are a number of useful page templates included to get you started, like the meeting notes template. Your spaces should be filled with pages that document your business processes, outline your plans, contain your files, and report on your progress. The more you learn to do in Confluence (adding tables and graphs, or embedding video and links are great places to start), the more engaging and helpful your pages will become.

Learn more by reading [Confluence 101: organize your work in spaces](#)